


# Application List

Altronic EZRail Modular Ignition Rail System

Form EZRail AL 4-16

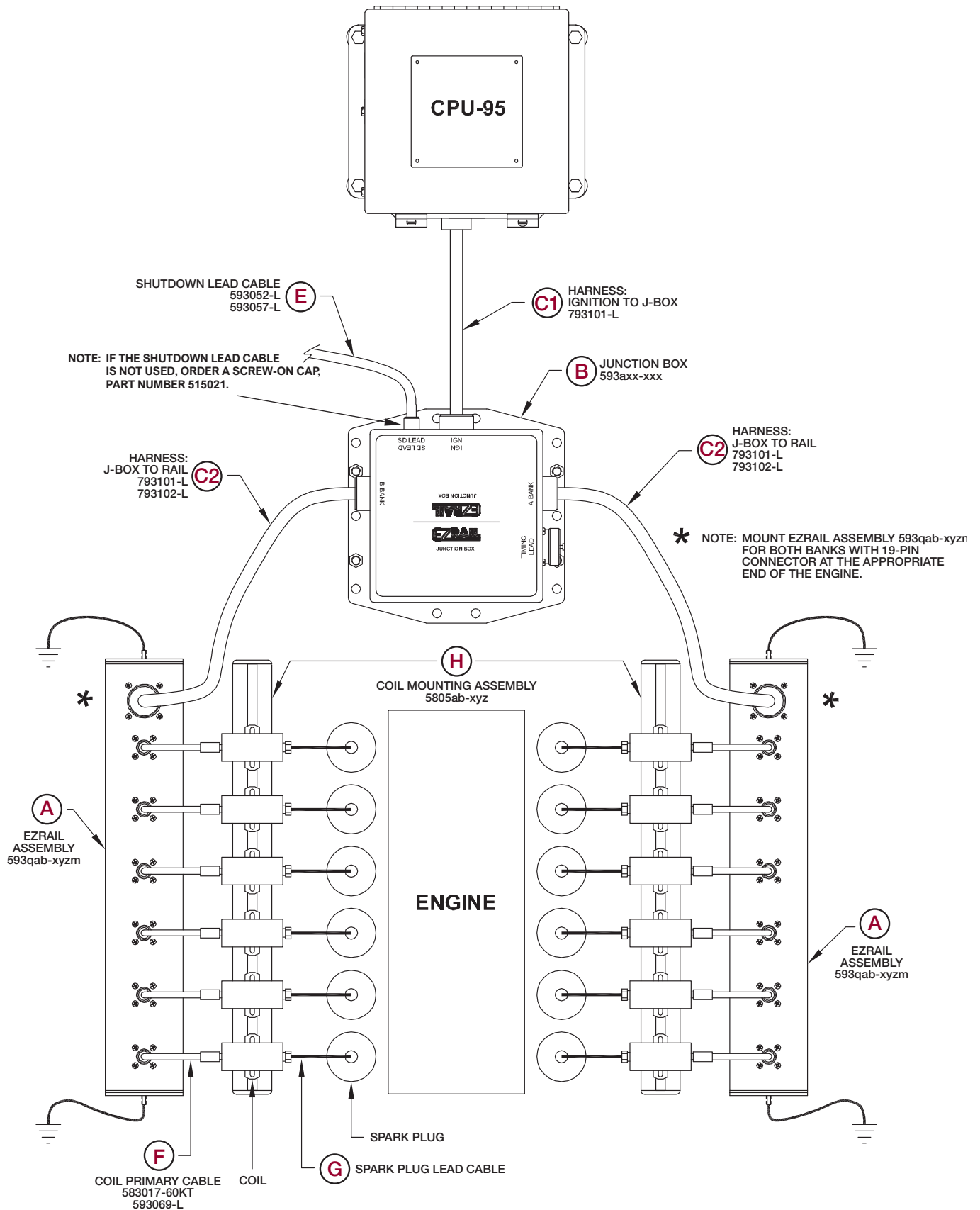
**altronic**  
HOERBIGER Engine Solutions



## GENERAL INFORMATION

ITEM	DESCRIPTION	PART NO.
<b>A</b>	<b>EZ Rail Assembly (1 or 2/bank)</b>	<b>593qab-xyzm</b>
	q = Ignition Type ab = No. Outputs xy = Engine Mfr. z = Engine Series m = Engine Bank	5 or 7 = CPU-95; 6 or 8 = CPU-2000 02-12 See Listing See Listing A or B Bank, C = Rail w/o J-Box
<b>B</b>	<b>Junction Box (1/system)</b>	<b>See Listing</b>
	a = Ignition Type Note: two options depending on the mounting location of the J-Box	4, 5 = CPU-95, DISN; 9 = CPU-2000
<b>C1</b>	<b>Harness: Ignition to J-Box (1 or 2)</b>	<b>L = 24, 36, 48, 60, 72, 96, 120, 144, 180</b>
<b>C2</b>	<b>Harness: J-Box to Rail Assembly (1/bank)</b>	<b>793101-L</b>
	w/1x90° and 1x180° connector w/2x90° connectors	L = 24, 36, 48, 60, 72, 96, 120, 144, 180 L = 24, 36, 48, 60, 72, 96, 120, 144, 180
<b>C3</b>	<b>Harness: Rail 1 to Rail 2</b>	<b>L = 24, 36, 48, 60, 72, 96 (inches)</b>
	Required only on integral engines	
<b>E</b>	<b>Shutdown Lead Cable (1/system)</b>	<b>793102-L</b>
	<b>NOTE: If the shutdown lead cable is not used, order a screw-on cap, part number 515021.</b>	
	w/180° connector w/90° connector w/1x90° and 1x180° connector	L = 6 to 180 (inches) L = 6 to 180 (inches) L = 12, 18, 24, 30, 36, 48, 60 (in.)
	*Use only with CPU-2000 system with diagnostic module 291105-1	593052-L 593057-L 593069-L*
<b>F</b>	<b>Coil Primary Cable (1 or 2/cylinder)</b>	<b>593052-L</b>
	Unshielded Shielded (3-pin, 180° to 180°) Shielded (3-pin, 90° to 180°) Shielded (3-pin, 90° to 90°)	Cut-to-length L = 12, 18, 24, 30, 36, 48, 60, 72, 84, 96 (in.) L = 12, 18, 24, 30, 36, 48, 60, 72, 84, 96 (in.) L = 12, 18, 24, 30, 36, 48, 60 (in.)
		583017-60KT 593038-L 593069-L 593088-L
<b>G</b>	<b>Spark Plug Lead Cable (1/coil, see catalog, Form AIA-C)</b>	<b>593028-L</b>
	Unshielded for Unshielded Coil Unshielded for Shielded Coil Flashguard Unshielded Leads 4" Ext. Flashguard Unshielded Leads 9" Ext. Safe-T-Leads Shielded Leads 1" Connection Shielded Leads 2" Connection	L = 13, 17, 18, 21, 24 (inches) L = 12, 16, 18, 22 (inches) L = 12, 16, 18, 20, 24 (inches) L = 17, 29, 33, 35 (inches) L = 14, 18, 22 (inches) L = 10, 13, 16, 18, 24 (inches) L = 10, 13, 16, 18, 24 (inches)
		593005-L See form AIA-C See form AIA-C See form AIA-C 593020-L 593030-L
<b>H</b>	<b>Coil Mounting Assembly (1 or 2/bank)</b>	<b>Optional</b>
	ab=No. Outputs xy=Engine Mfr. z=Engine Series	02-12 See Listing See Listing
<b>I</b>	<b>Mounting Kit (see listing for qty.)Optional</b>	<b>515010-KT</b>

**EZRAIL SYSTEM COMPONENTS FOR HIGH SPEED ENGINE**



## ALTRONIC EZRAIL MODULAR IGNITION RAIL SYSTEM APPLICATION CHART

### CPU-95/DISN

ENGINE	Item A EZRail Assembly Qty. Part No.	J-Box at #1 end	Item B J-Box at end opposite of #1	Item C1 Qty.	Item C2 Qty.	Items F,G Qty.	Item H Coil Mtg. Bar Qty. Part No.	Item I Mtg. Kit Qty.
<b>AJAX</b>								
DPC-300, 360	1 593504-091C	None	None	1	0	4	1 580504-091	3
DPC-540, 600	1 593506-091C	None	None	1	0	6	1 580506-091	4
DPC-800	1 593508-091C	None	None	1	0	8	1 580508-091	5
2202, 2802	1 593504-091C	None	None	1	0	4	1 580504-091	3
2803	1 593506-091C	None	None	1	0	6	1 580506-091	4
2804	1 593508-091C	None	None	1	0	8	1 580508-091	5
<b>CATERPILLAR</b>								
3304	1 593504-010C	None	None	1	0	4	1 580504-010	3
3306	1 593506-010C	None	None	1	0	6	1 580506-010	4
3406	1 593506-011A	593500-101	593500-102	1	1	6	1 580506-011	4
3408	1 593504-012A 1 593504-012B	593500-202	Contact factory	1	2	8	2 580504-012	6
3412	1 593506-012A 1 593506-012B	593500-201	593500-205	1	2	12	2 580506-012	8
3508	1 593504-013A 1 593504-013B	593500-203	Contact factory	1	2	8	2 580504-013	6
3512	1 593506-013A 1 593506-013B	593500-201	593500-205	1	2	12	2 580506-013	8
3516	2 593508-013A	593500-201	593500-204	1	2	16	2 580508-013	10
3606	1 593506-014A	593500-101	593500-102	1	1	6	1 580506-014	4
3608	1 593508-014A	593500-101	593500-103	1	1	8	1 580508-014	5
3612	2 593506-015A	593500-201	593500-205	1	2	12	2 580506-015	8
3616	2 593508-015A	593500-201	593500-204	1	2	16	2 580508-015	10
G379	1 593504-016A 1 593504-016B	593500-201	Contact factory	1	2	8	2 580504-016	6
G398	1 593506-013A 1 593506-013B	593500-201	593500-205	1	2	12	2 580506-013	8
G399	2 593508-016A	593500-201	593500-204	1	2	16	2 580508-016	10
<b>CUMMINS</b>								
G743, G855	1 593506-041C	None	None	1	0	6	1 580506-041	4
<b>MEP</b>								
MEP-6	2 593506-081A	593500-206	Contact factory	1	2	12	2 580506-081	8
MEP-8	2 593508-081A	593500-206	Contact factory	1	2	16	2 580508-081	10
MEP-10	2 593510-081A	593500-206	Contact factory	1	2	20	2 580510-081	12
MEP-12	2 593512-081A	593500-206	Contact factory	1	2	24	2 580512-081	12
<b>SUPERIOR</b>								
6Gx825, 6GTLx	1 593506-030A	593500-101	593500-102	1	1	6	1 580506-030	4
8Gx825, 8GTLx	1 593508-030A	593500-101	593500-103	1	1	8	1 580508-030	5
12Gx825, 12GTLx	2 593506-031A	593500-201	593500-205	1	2	12	2 580506-031	8
12G825, 12GT825 Endyn firing order	1 593506-031A 1 593506-031B	593500-201	593500-205	1	2	12	2 580506-031	8

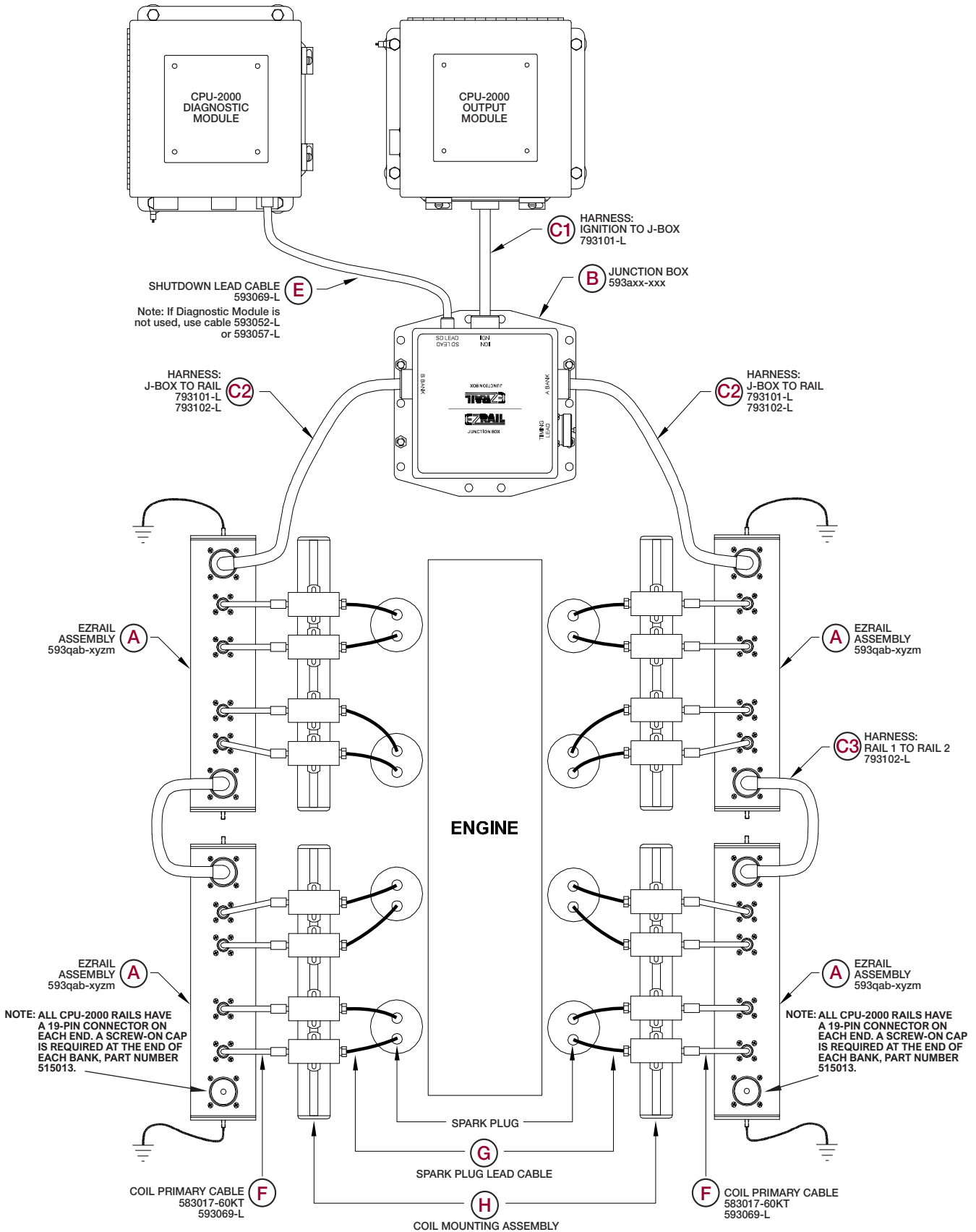
## ALTRONIC EZRAIL MODULAR IGNITION RAIL SYSTEM APPLICATION CHART

### CPU-95/DISN

ENGINE	Item A EZRail Assembly Qty.	Part No.	J-Box at #1 end	Item B J-Box at end opposite of #1	Item C1 Qty.	Item C2 Qty.	Items F,G Qty.	Item H Coil Mtg. Bar Qty.	Part No.	Item I Mtg. Kit Qty.
<b>SUPERIOR (continued)</b>										
16G825, 16GTLx	2	593508-034A	593500-201	593500-204	1	2	16	2	580508-031	10
16G825, 16GTLx Endyn firing order	1 1	593508-034A 593508-034B	593500-201	593500-204	1	2	16	2	580508-031	10
16GT825	2	593508-031A	593500-201	593500-204	1	2	16	2	580508-031	10
16GT825 Endyn firing order	1 1	593508-031A 593508-031B	593500-201	593500-204	1	2	16	2	580508-031	10
2406	1	593506-032A	593500-101	593500-102	1	1	6	1	580506-032	4
2408	1	593508-032A	593500-101	593500-103	1	1	8	1	580508-032	5
2412	2	593506-033A	593500-201	593500-205	1	2	12	2	580506-033	8
2416	2	593508-033A	593500-201	593500-204	1	2	16	2	580508-033	10
<b>WAUKESHA</b>										
VGF12	1 1	593506-023A 593506-023B	593500-201	593500-205	1	2	12	2	580506-023	8
VHP6	1	593506-021A	593500-101	593500-102	1	1	6	1	580506-021	4
VHP12	1 1	593506-021A 593506-021B	593500-201	593500-205	1	2	12	2	580506-021	8
VHP16 (1 rail/bank) VHP16 (2 rails/bank)	2 4	593508-021A 593704-021S	593500-201	593500-204	1 1	2 2*	16 16	2 4	580508-021 580504-021	10 12
AT12	2	593506-022A	593500-201	593500-205	1	2	12	2	580506-022	8
AT16	2	593508-022A	593500-201	593500-204	1	2	16	2	580508-022	10

\* Requires qty. 2 harnesses C3 – see page 2.

**EZRAIL SYSTEM COMPONENTS FOR INTEGRAL ENGINE**



## ALTRONIC EZRAIL MODULAR IGNITION RAIL SYSTEM APPLICATION CHART

**CPU-2000** NOTE: Engine firing order must be submitted with purchase order.

NOTE: CPU-2000 Application Chart EZRail Assembly Part No's, as well as J-Box Part Numbers, do not apply if there are "2 Ignition Outputs Per Cyl", "Second Plug Cutout Feature", or if an optional "32 Output Module" is being utilized. If such options are chosen, the "Application & Specification Sheet" must be filled out and submitted for proper part number and pricing.

NOTE: All CPU-2000 rails have a 19-pin connector on each end. A screw-on cap is required at the end of each bank, part number 515013.

ENGINE	Item A EZRail Assembly Qty.	Item A Part No.	Item B J-Box at #1 end	Item B J-Box at end opposite of #1	Item C3 Harness Qty.	Item H Coil Mtg. Bar Qty.	Item H Part No.	Item I Mtg. Kit Qty.
<b>CLARK</b>								
HRA-5	1	593810-210	593905-101	593905-101Z	0	1	580510-210	6
HRA-6	2	593806-210	593906-101	593906-101Z	1	2	580506-210	8
HRA-8	2	593808-210	593908-101	593908-101Z	1	2	580508-210	10
TLA-5	1	593810-211	593905-101	593905-101Z	0	1	580510-211	6
TLA-6/3	2	593806-211	593906-102	593906-102Z	1	2	580506-211	8
TLA-6/4	2	593806-211	593906-103	593906-103Z	1	2	580506-211	8
TLAC-6	2	593806-211	593906-104	593906-104Z	1	2	580506-211	8
TLA-8	2	593808-211	593908-103	593908-103Z	1	2	580508-211	10
TLAC-8	2	593808-211	593908-104	593908-104Z	1	2	580508-211	10
TLA-10/5	2	593810-211	593910-102	593910-102Z	1	2	580510-211	12
TLA-10/6	2	593810-211	593910-103	593910-103Z	1	2	580510-211	12
TCV-10	2 2	593806-212 593804-212	593910-201	593910-201Z	2	2 2	580506-212 580504-212	14
TCV-12	4	593806-212	593912-201	593912-201Z	2	4	580506-212	16
TCV-16	4	593808-212	593916-201	593916-201Z	2	4	580508-212	20
TCV-20	4	593810-212	593920-201	593920-201Z	2	4	580510-212	24
<b>COOPER-BESSEMER</b>								
GMV-6 Series	2	593806-221	593906-201	593906-201Z	0	2	580506-221	8
GMV-8 Series 60-30	4	593804-221	593908-201	593908-201Z	2	4	580504-221	12
GMV-8 flat crank	4	593804-221	593908-202	593908-202Z	2	4	580504-221	12
GMV-10 Series	2 2	593806-221 593804-221	593910-202	593910-202Z	2	2 2	580506-221 580504-221	14
GMVH-12 flat crank	4	593806-221	593912-202	593912-202Z	2	4	580506-221	16
GMW-6 Series	2	593806-222	593906-201	593906-201Z	0	2	580506-222	8
GMW-8 Series	2	593808-222	593908-201	593908-201Z	0	2	580508-222	10
GMW-10, GMWC-10	2 2	593806-222 593804-222	593910-202	593910-202Z	2	2 2	580506-222 580504-222	14
GMWA-10	2 2	593806-222 593804-222	593910-203	593910-203Z	2	2 2	580506-222 580504-222	14
GMW-12 Series	4	593806-222	593912-203	593912-203Z	2	4	580506-222	16
6V250, 6V275, 6W330	2	593806-222	593906-201	593906-201Z	0	2	580506-222	8
8V250, 8V275, 8W330	2	593808-222	593908-201	593908-201Z	0	2	580508-222	10
10V250,10V275,10W330	2 2	593806-222 593804-222	593910-204	593910-204Z	2	2 2	580506-222 580504-222	14
12V250,12V275,12W330	4	593806-222	593912-203	593912-203Z	2	4	580506-222	16
16V250,16V275,16W330	4	593808-222	593916-202	593916-202Z	2	4	580508-222	20
LS8G	2	593808-225	593908-103	593908-103Z	1	2	580508-225	10



## ALTRONIC EZRAIL MODULAR IGNITION RAIL SYSTEM APPLICATION CHART

**CPU-2000** NOTE: engine firing order must be submitted with purchase order.

NOTE: CPU-2000 Application Chart EZRail Assembly Part No's, as well as J-Box Part Numbers, do not apply if there are "2 Ignition Outputs Per Cyl", "Second Plug Cutout Feature", or if an optional "32 Output Module" is being utilized. If such options are chosen, the "Application & Specification Sheet" must be filled out and submitted for proper part number and pricing.

NOTE: All CPU-2000 rails have a 19-pin connector on each end. A screw-on cap is required at the end of each bank, part number 515013.

ENGINE	Item A EZRail Assembly Qty. Part No.	Item B J-Box at #1 end	Item B J-Box at end opposite of #1	Item C3 Harness Qty.	Item H Coil Mtg. Bar Qty. Part No.	Item I Mtg. Kit Qty.
<b>DE LAVAL</b>						
HVA-8	2 593808-251	593908-206	593908-206Z	0	2 580508-251	10
HVA-12	2 593812-251	593912-205	593912-205Z	0	2 580512-251	16
HVA-16	4 593808-251	593916-204	593916-204Z	2	4 580508-251	20
<b>INGERSOLL RAND</b>						
36KVG, 62KVG	2 593806-231	593906-202	593906-202Z	0	2 580506-231	8
48KVG, 83KVG	2 593808-231	593908-203	593908-203Z	0	2 580508-231	10
48KVGR	2 593808-231	593908-204	593908-204Z	0	2 580508-231	10
82KVG	2 593808-231	593908-205	593908-205Z	0	2 580508-231	10
26KVS, 36KVS, 36KVSR	2 593806-231	593906-202	593906-202Z	0	2 580506-231	8
48KVS, 48KVSR	2 593808-231	593908-204	593908-204Z	0	2 580508-231	10
103KVG, 410KVG	2 593810-231	593910-205	593910-205Z	0	2 580510-231	12
104KVG	2 593810-231	593910-206	593910-206Z	0	2 580510-231	12
410/510 KVG/KVGR (12-cyl. crank)	2 593806-231-1 2 593804-231-2	593910-207	593910-207Z	2	2 580506-231-1 2 580504-231-2	14
410/510 KVS/KVSR (12-cyl. crank)	1 593806-231-1 1 593806-231-2 2 593804-231	593910-208	593910-208Z	2	1 580506-231-1 1 580506-231-2 2 580504-231-1	14
412/512 KVG/KVGR/KVS/KVSR	2 593806-231-1 2 593806-231-2	593912-204	593912-204Z	2	2 580506-231-1 2 580506-231-2	16
38KVT, 38KVR	4 593804-232	593908-203	593908-203Z	2	4 580504-232	12
410 KVT, 410KVR	2 593806-232 2 593804-232	593910-205	593910-205Z	2	2 580506-232 2 580504-232	14
512KVT, 512KVR	4 593806-232	593912-204	593912-204Z	2	4 580506-232	16
616KVT, 616KVR	4 593808-232	593916-203	593916-203Z	2	4 580508-232	20